

Quantum 



MM 850nm 14Gbps PD (Top Illumination)

QZP14MM0850T101

QZP14MM0850T102

QZP14MM0850T103

fight the world

CONTENTS

01

Descriptions
Features
Applications

02

Absolute Maximum Ratings
Electro-Optic Characteristics

03

Chip Outer Dimensions
Chip Layout
RoHS Compliance

04

Ordering Information



Description

The QuantumZ - **QZP14MM0850TX0X** is a top illuminated GaAs PIN photodiode chip has a 64um detection window and excellent performances, like low capacitance, high responsivity, low dark current, and reliability in field.

The device is available in singlet (1x1) or array configurations (1x4) and are compatible with wire-bonding and flip-chip bonding.

Features

- High responsivity & data rates from DC to 14Gbps
- Low dark current, operating voltage & capacitance
- Topside anode & cathode configuration
- Available as single chip & 4 channel array
- Available application for COB & flip chip processes
- High humidity robustness compliant with GR-468
- Halogen & RoHS compliant

Applications

- Smart cables & consumer applications& Automotive
- Single channel & parallel fiber optical communication links

Absolute Maximum Ratings

Parameter	Rating	Unit
Operating temperature	0 to 100	°C
Storage temperature	-40 to 125	°C
Mounting temperature (max. 10sec)	260	°C

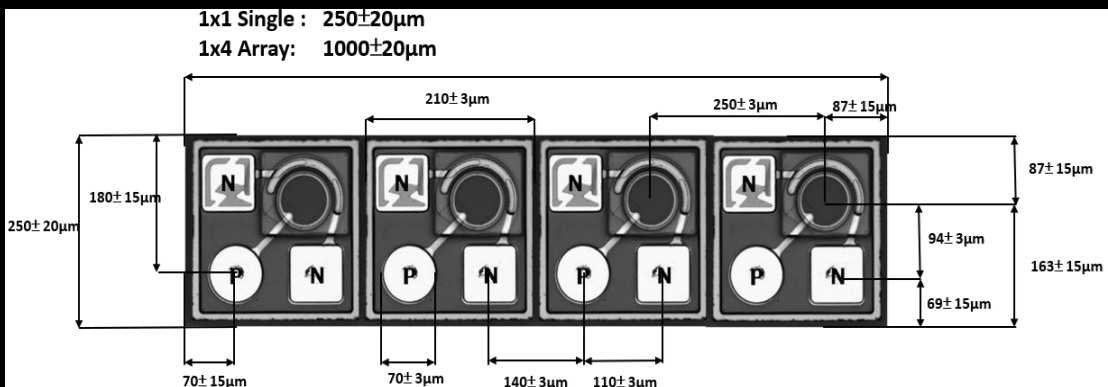
Electro-Optic Characteristics

Parameter	Symbol	Conditions	Ratings			Unit
			Min.	Typ.	Max.	
Aperture diameter	d			64		μm
Wavelength	λ		840	850	860	nm
Responsivity	R		0.55	0.6		A/W
Dark current	I _d	U _{op} =-2V			100	pA
Breakdown voltage	U _{BD}	I=-10uA		-40		V
Capacitance	C	U _{op} =-2V		150		fF
3dB-bandwidth	f _{3dB}	U _{op} =-2V	10	12		GHz

Chip Outer Dimensions

Parameter	Min.	Typ.	Max.
Die length	225	250	275
Die width	225	250	275
Die height	125	150	175

Chip Layout



P: p-contact (anode)

N: n-contact (common cathode)

RoHS Compliance

QuantumZ insists, via continuous improvement in technology and experiences, to utilize non-hazardous materials for manufacturing green products that are in compliance with the regulation as well as customers' GP demands. The relevant evidence of RoHS compliance is held as part of our controlled documentation for each of our compliant products.


Ordering Information

Product code	Data Rate	Description	Shipment Package
QZP14MM0850T101	14Gbps	Single PD chip	Diced wafer on metal lead frame (1)
QZP14MM0850T401	14Gbps	1x4 PD array	Diced wafer on metal lead frame (1)
QZP14MM0850T102	14Gbps	Single PD chip	Grip ring (2)
QZP14MM0850T402	14Gbps	1x4 PD array	Grip ring (2)
QZP14MM0850T103	14Gbps	Single PD chip	Gel-Pak (3)
QZP14MM0850T403	14Gbps	1x4 PD array	Gel-Pak (3)


(1) Full diced 4" wafer on UV tape on metal lead frame \varnothing 230mm, electronic wafer map provided (standard high volume)

(2) Known Good Dies on UV tape on grip ring \varnothing 150mm (medium volume)


(3) Known Good Dies in 2" Gel-Pak (low volume)



Diced wafer on UV tape
on metal lead frame



Grip ring



Gel-Pak